

STATISTICS OCCUPATIONAL SAFETY AND HEALTH 2025

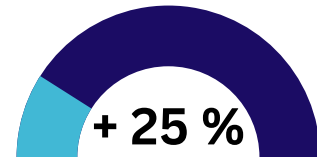
Impol Slovenska Bistrica

WORK ACCIDENTS

Occupational accidents in 2025

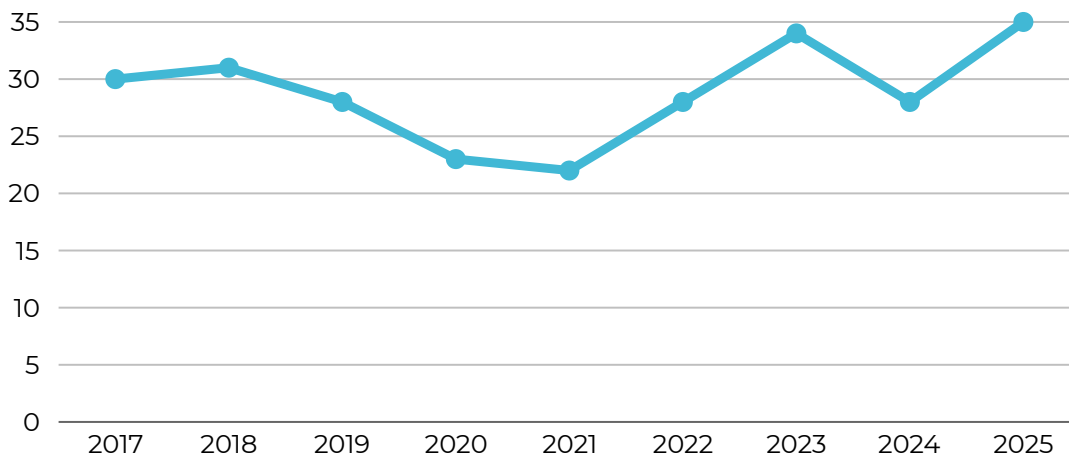


35

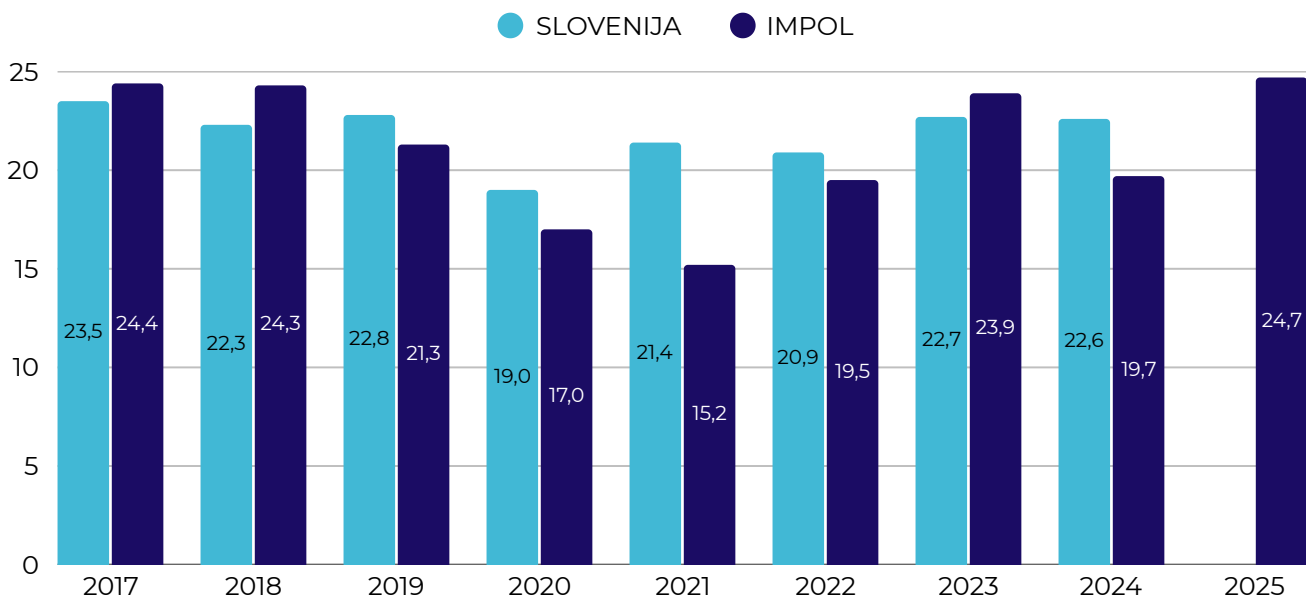


Comparison with 2024

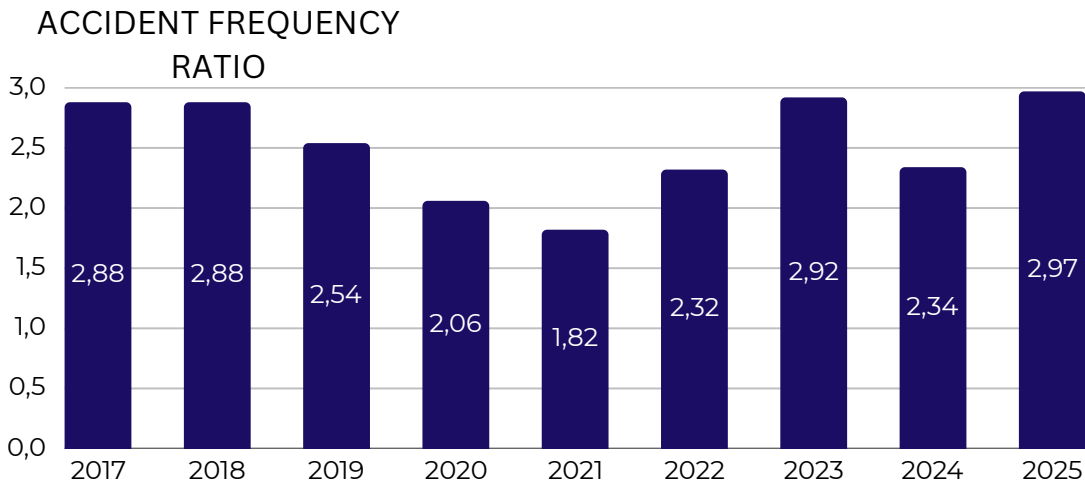
TRENDS IN THE NUMBER OF OCCUPATIONAL ACCIDENTS AT IMPOL SLOV. BISTRICA



COMPARISON OF ACCIDENTS PER 1000 EMPLOYEES BY ECONOMIC ACTIVITY (SKD) C MANUFACTURING ACTIVITIES



NIJZ data for 2025 is not yet known

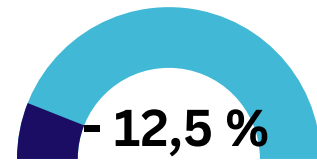


INCIDENTS AT WORK

Incidents at work in 2025

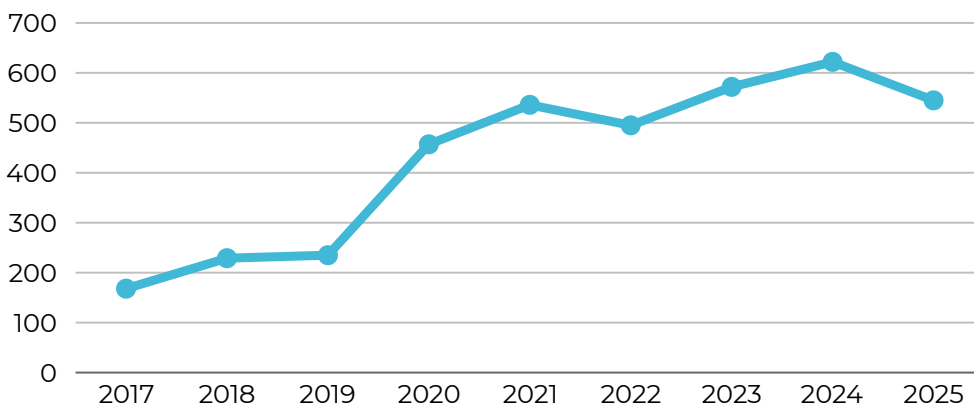


545



Comparison with 2024

REPORTED INCIDENTS (NEAR MISS)



In 2025, Impol Slovenska Bistrica recorded an increase in the number of workplace accidents, which is why we are placing even greater focus on occupational health and safety. A total of 35 workplace accidents were recorded, representing a 25% increase compared to 2024, when 28 accidents were reported. At the Impol Group level, 70 workplace accidents were recorded in 2025, representing a 9% increase compared to 2024, when 62 accidents were reported.

The Accident Frequency Ratio (AFR), which represents the number of accidents per 200,000 hours worked, amounted to 2.97 in 2025, compared to 2.34 in 2024. The number of accidents per 1,000 employees stood at 23.4. The average duration of sick leave due to workplace accidents was 40.4 calendar days per accident, which is lower than the 2024 average for manufacturing activities, SKD C, which stood at 44.5 days.